

Adaptiva Companion™ – driving energy efficiency with Microsoft Configuration Manager 2007 and SMS 2003



- Environmental stewardship – reduce PC energy use and carbon footprint
- Business productivity – no end-user disruption, increased IT efficiency
- Lower TCO – reduce energy bill by \$25 - \$75 per PC

Leaving PC's on overnight to perform configuration management tasks results in energy wastage. However, switching PC's off would compromise availability and security by reducing critical patch and software update coverage. Moreover, end-users would be disrupted by updates upon switching on their PC's.

Companion can help you:

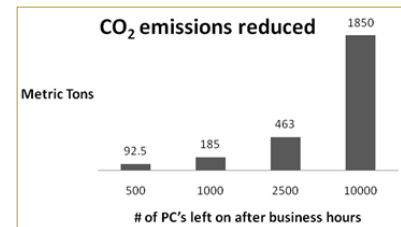
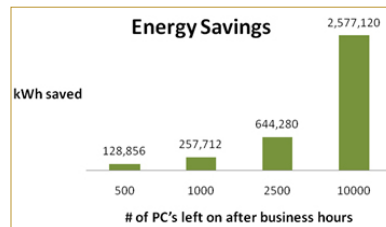
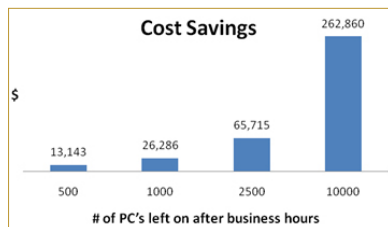
- Power off inactive PC's centrally
- Wake up PC's for scheduled system maintenance tasks
- Restore original power state after task completion
- Wake up PC's for work

Be environmentally responsible while increasing availability, reliability and security of your desktop environment.

Does conserving PC energy really matter?

According to Gartner, global IT CO₂ emissions are equivalent to those of the airline industry. PC's and monitors account for 39% of these emissions while servers account for 23%.

Following are the annual savings from power management based on the number of PC's left on after business hours:



Note: These projections assume the following a) Energy cost: US national average 10¢/kWh b) Work week: 50 hours c) Percentage of PC's left on: 60% d) Idle PC energy consumption: 70 watts/hr

Real world validation

Union Bank reduced annual PC energy use by 3.2 million kWh across 12,500 PC's, saved \$387,000 and eliminated 2313 tons of CO₂ emissions – equivalent to powering 320 homes annually.



Leverage utility rebates

Many utilities recognize the powerful energy conservation opportunity that Companion provides. These rebates range from \$5 - \$15 per PC and could potentially cover the project cost of Companion.

Learn how you can help slow climate change while reducing cost at www.adaptiva.com/products_companion_power.html or call us at 425-823-4500.



www.adaptiva.com
15520 160TH AVE. NE Woodinville,
WA 98072 Tel: +1 425-823-4500

